

Options

	1010	1015
 ECO-EFFICIENCY		
Low-energy drive	•	•
Efficient LED lighting	•	•
Automatic car lighting switch off	•	•
Landing illumination control	○	○
Lift stand-by mode	○	○
 ADAPTABILITY		
Flexible controller location	○	○
Lift well enclosure	○	○
Reduced headroom (with safety space)	○	○
Reduced pit (with safety space)	○	○
Accessible space below the pit	○	○
Single-phase supply	○	
 CONTROL AND SAFETY		
EVACUATION		
Autodialler system	•	•
Automatic rescue system	○	○
Behaviour of lifts in the event of fire (EN 81-73)	○	○
Connection to auxiliary power source (generator)	○	○
Pit water detector	○	○
Safety landing call cancelling	○	○
Firefighters lift (EN 81-72)		○
ACCESS CONTROL		
Zone cancelling, coded call	○	○
Compulsory stop at main floor	○	○
External call cancelling	○	○
Automatic car call cancelling	○	○
Independent entrance selection	○	○
Non-emergency outage	○	○
Emergency outage	○	○
COMMUNICATIONS*		
Pre-opening doors	○	○
Down collective control	○	○
Full collective control	○	○
Intercom system	○	○

* For any further information please enquire.

Enhanced accessibility: EN 81-70

Making buildings accessible to all users, through flexible energy and space saving solutions with enhanced aesthetics, controls and indication.


Orona 3G incorporates elements focused on accessibility, in order to comply with the most demanding standards: car and door dimensions, stopping accuracy, and other safety and communication elements that make access easier.

Accessibility pack - features included



PRECISE STOPPING

Optimises accessibility when entering or exiting the lift.




VISIBLE DIRECTION ARROW

Displays the lift's direction of travel prior to its arrival.

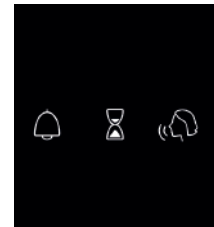


BRAILLE PUSH BUTTON



CAR PUSH BUTTONS

Model with additional contrast.



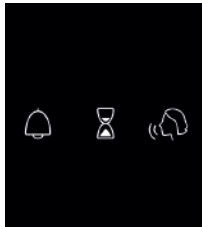
GONG IN CAR AND ON LANDINGS

Audible signals and visual indicators of the lift's arrival and its next direction.



ERGONOMIC HANDRAILS

Heights appropriate for users either standing or in wheelchairs.



MULTILINGUAL VOICE SYNTHESISER

Announces floor level, direction of travel, door operation, etc.



SAFETY MIRROR ON THE BACK WALL

Facilitates detection of obstacles when exiting.



PHOTOELECTRIC CURTAIN

Facilitates entry and exit.



AUDIBLE AND VISUAL PUSH BUTTON INFORMATION

Location, design, colour and visual / tactile (Braille) / sound and operation comply with the EN 81-70 standard.

OTHER CONFIGURABLE OPTIONS

- Tip-up seat.
- Inductive/acoustic coupling for persons with hearing disabilities.
- Rear-view mirror on back wall (to suit dual entry cars).

Minimum car dimensions

We have cars with dimensions in accordance with EN 81-70.

Consult standard dimensions tables.